

## **Access Statement for Glamorgan County Cricket Club** **(Domestic Matches)**

### **Introduction**

Glamorgan Cricket is situated in Sophia Gardens in Cardiff and is located on the bank of the River Taff. It is approximately 0.7 miles from Cardiff City Centre and 1.3 miles from Cardiff Central Train Station. The main route into the Stadium has level access and the pavements have dropped kerbs and tarmac flooring.



***Gate 2 (Main access Gate)***

***Picture showing the walk up towards Gate 2***

We look forward to welcoming you at Sophia Gardens Stadium, full details of the services and facilities we offer are outlined in this access statement. Our Disability Liaison Officer is Dan Cherry (contact details below) and he will be able to assist prior to your visit via phone or email. When you arrive on site the stewards will be on hand to assist where required.

#### **Dan Cherry**

- dan@glamorgancricket.co.uk
- 02920 419373

#### **Main Switchboard**

info@glamorgancricket.co.uk.  
02920 419380

### **Pre Arrival**

The Stadium is served well by public transport. For full details and a map on how to reach us please see the 'visiting > travel' section on our website.

[http://www.glamorgancricket.com/stadium/travelindex.php#.Vm\\_yzhHnnIU](http://www.glamorgancricket.com/stadium/travelindex.php#.Vm_yzhHnnIU)

#### **Rail**

The nearest train station to the Stadium is Cardiff Central Station which is located 1.3 miles from the Stadium. It is approximately a 20 minute walk through historic parkland to the Stadium from the station or a 10 minute taxi journey.

For details of the regular inter-city and high-speed trains that run between Cardiff and all major towns and cities including London, Bristol, Birmingham and Swansea, please visit:

[www.nationalrail.co.uk](http://www.nationalrail.co.uk).

#### **Bus Service**

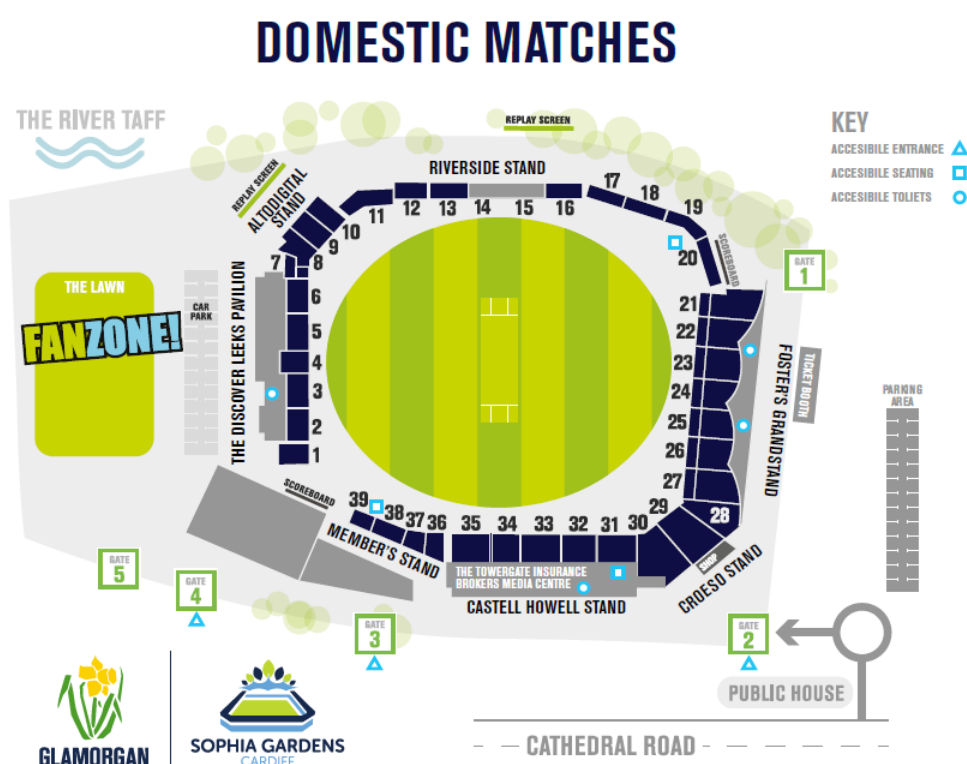
Cardiff Bus services run regularly between Cardiff Central Station and Cathedral Road (adjacent to Sophia Gardens Stadium). *However, due to works currently taking place at Central Station there may be changes to the original timetable. Please visit <http://www.cardiffbus.com/english/article.shtml?articleid=4803> for further information.*

Routes going via Cathedral Road include:

- Number 25 Circular Service to Llandaff North and North Road
- Number 62 Service to Llandaff, Danescourt, Pentrebane, Fair Water & Canton.
- Number 63 service Ffordd Berllan, Central Station, Radyr to Llandaff.

All Cardiff buses are accessible, but if you are planning to travel by bus please visit [www.travellinecymru/travellers-with-a-disability/](http://www.travellinecymru/travellers-with-a-disability/) for more information.

### **Stadium Plan**



***Stadium map showing the disabled toilets/seating/accessible entrances***

### **Toilets**

All accessible toilets within the Stadium require the use of a RADAR key. A number of stewards and our main reception hold RADAR keys if required and will be on hand to assist.

### **Medication**

When bringing medication to the Stadium, please inform a steward if you need any assistance.

### **Website**

The Glamorgan Cricket website outlines further information regarding the disabled facilities within the Stadium – please visit [http://www.glamorgancricket.com/stadium/spectators-with-disabilities.php#.Vm\\_8vhHnnIU](http://www.glamorgancricket.com/stadium/spectators-with-disabilities.php#.Vm_8vhHnnIU).

## **Car Parking Facilities and Arrival**

A limited number of accessible parking bays are available for every match day held at the Stadium and are allocated by application. To book a space for a specific match day please contact Rachael or Joan on Reception on 02920 419381 or alternatively email [info@glamorgancricket.co.uk](mailto:info@glamorgancricket.co.uk)

The spaces are located near our main entrance Gate (Gate 2). The spaces are situated on a level tarmac surface and the area is well-lit. If required a drop off point can be arranged at Gate 5 for any spectators who wish to sit at the Pavilion end of the Stadium, if you require a drop off at Gate 5, please contact reception on 02920 419381 in advance of the match.



***Pictures of Accessible spaces with Gate 2 in view***

At the request of the safety officer, cars are requested to be parked 60 minutes prior to the start of the match and may also be required to stay in place until 30 minutes after the final ball to allow the majority of the crowd to leave the Stadium safely.


There is a dog spending area located on the Pavilion lawn near Gate 5.

## **Ticket Office**

The type of match being held at the Stadium will determine where the ticket office is located.

### **Championship Matches**

The ticket office is located within the Club Shop which is located near Gate 2. The door is not automatic and there is no call bell, but stewards will be on hand to assist if required. There is a slight threshold to the entrance/exit and the door is 42.5 inches wide, but there is no low counter. Lighting is balanced and evenly lit within the shop.



***Shop Counter***



***Inside of shop***




***Outside of Shop***

The main Reception is also available for ticketing and membership enquiries and to purchase tickets for future games. The main Reception is located in the Discover Leeks Pavilion on the ground floor. The door is not automatic and there is no call bell, but staff and stewards will be on hand to assist if required. There is a slight threshold to the entrance and the door is 38 inches wide (76 inches with both doors open). There is no low counter but lighting is balanced and evenly lit within the Reception area.




***Reception doors leading into Car Park***



***Reception Entrance Doors***

***View of Reception from Car Park***





***Reception Desk***

### **T20 Blast Matches/Royal London 50L Matches**

The ticket office is located on the Spine Road between the Stadium and the Sport Wales building in-between Gate 1 & Gate 2. There is a dropped kerb and ramp access up to each positional window. However, there is no low counter or call bell but staff and stewards are available to offer assistance if required.



***Picture of ticket booth showing the ramp access to the windows***

***See map for the location of the ticket office***

### **Club Shop**

The Club Shop is run by Aswani Sports and is located just inside Gate 2. The door is not automatic and there is no call bell, but stewards will be on hand to assist if required. There is a slight threshold to the entrance/exit and the door is 42.5 inches wide, there is no low counter. Lighting is balanced and evenly lit around the shop.



***View of shop from Gate 2***



***Inside shop***

## **Entering the Stadium**

There are two accessible entrances into the Stadium; Gate 2 and Gate 4/5. All entrances are on a level surface with either tarmac or a briquette surface. All entrances are manned and tickets are manually scanned to gain entry.

Gate 3 is also an accessible entrance; however this gate is only in operation on T20 matches for hospitality guests. This entrance is level with a tarmacked surface.

***See map for the location of each Gate***



***Gate 2 (Main access gate)***



***Gate 4***



***Gate 5 (Vehicle Access/Drop off point)***

## **Viewing Areas**


Accessible viewing areas are located in different areas around the Stadium.

- In front of the Riverside Stand
- In front of the Members Stand
- At the top of the Castell Howell Stand

***See map for location of accessible seating areas***



***Riverside Stand Seating Area -  
Ground Level***



***Castell Howell Seating Area – High Level***



***Members Stand Seating Area – Ground Level***

There are dedicated stewards on hand before, during and after the match to assist any disabled spectators. Personal assistants can sit next to the disabled spectator, seats are provided. No audio commentary is available.

The viewing area at the top of the Castell Howell Stand is sheltered and accessed via a lift within the Media Centre. The entrance doors are manned and stewards or staff are on hand to assist where required.

## **Toilets**

Accessible toilets are situated throughout the ground at access level, the clear door opening width is 36 inches, and the floor is non-slip. There is a clear space for a wheelchair user and grab rails and emergency cords are located in all accessible toilets throughout the Stadium. Each sink has a lever tap. There are external toilets located around the concourses along with internal accessible toilets on each level of the NCC, Discover Leeks Pavilion and Media Centre.

All accessible toilets within the Stadium require the use of a RADAR key. A number of stewards and our main reception hold RADAR keys if required and will be on hand to assist.





**Accessible Toilet**

## **Catering**

### **T20 Blast Matches/Royal London 50L Matches**

The external catering & bar units throughout the ground are plotted on the map below. Depending on crowd numbers the unit positions may change slightly.

***See Map for location of catering and bar units***



***External bar with queuing system located underneath the Cathedral Road Stand***




***External bar located underneath the Pavilion Stand***

### **County Championship Matches**

There are no external catering or bar units open on County Championship Match Days. A lunch menu and bar is available in our Legends Lounge, which is available to our Members and the public. We also have vending machines situated on the ground floor of the NCC available for all. The Lewis Lounge situated on the top floor of the National Cricket Centre is open on all match days to Members only – this lounge offers a lunch menu and a bar.

***See map for location of Legends Lounge***






***Photo of bar area inside the Legends Lounge***



***Entrance doors leading into the Legends Lounge***



***Vending machines located on the Ground Floor NCC***

***See map for location of Lewis Lounge***



***Entrance doors leading into Lewis Lounge***



*Photos of Lewis Lounge*

### **Additional Information**

Evacuation procedures will be advised by the Safety Officer and match day stewards in the event of an evacuation being necessary. There are evacuation chairs available for the Castell Howell Stand seating area (top of the stand).

We welcome assistance dogs, water bowls can be provided if required and the dog spend area is located on the lawn at the back of the Discover Leeks Pavilion.

An induction loop is available at Reception

Signage and maps are located around the Stadium identifying all necessary areas for disabled spectators.

### **Future Plans**

- Access to audio commentary
- More wheelchair spaces

### **Contact Information**

- Full Address: Glamorgan Cricket, Sophia Gardens Stadium, Cardiff, CF11 9XR
- Telephone: 02920 419380 (Main switchboard)
- Email: [info@glamorgancricket.co.uk](mailto:info@glamorgancricket.co.uk)
- Website: [www.glamorgancricket.co.uk](http://www.glamorgancricket.co.uk)
- Hours of Operation: 8am – 5pm Monday – Friday – plus any match day